

Safe Schools ACS and School Profile

LEA: Quakertown Community SD
 School: Quakertown Community HS - 1128
 School Year: 2017-2018

Enrollment	1,661	Incidents Involving Local Law Enforcement	39
Incidents	76	Total Arrests	6
Offenders	70	Assignments to Alternative Education	4

Misconduct Categories

Misconduct Type	Incidents Associated with the Misconduct	Percent of Total Incidents	Incidents per 100 Students
Simple Assault on Student	15	19.74%	0.90
Racial/Ethnic Intimidation	6	7.89%	0.36
All Other Forms of Harassment/Intimidati	2	2.63%	0.12
Fighting	10	13.16%	0.60
Minor Altercation	2	2.63%	0.12
Indecent Exposure	1	1.32%	0.06
Threatening School Official/Student	6	7.89%	0.36
Theft	3	3.95%	0.18
Terroristic Threats (excl bomb threats)	2	2.63%	0.12
Disorderly Conduct	1	1.32%	0.06
Possession of BB/Pellet Gun	1	1.32%	0.06
Arson	1	1.32%	0.06
Vandalism	1	1.32%	0.06
Possession/Use of a Controlled Substance	6	7.89%	0.36
Sale/Possession/Use or Under the Influence	2	2.63%	0.12
Possession/Use or Sale of Tobacco	16	21.05%	0.96
Cyber Harassment of a Child	2	2.63%	0.12

* Categories with zero values are not shown on this report.

Safe Schools ACS and School Profile

LEA: Quakertown Community SD

School: Quakertown Community HS - 1128

School Year: 2017-2018

Weapon Detection

Weapon Detection Method	Incidents Associated with the Weapon Detection Method	Percent of Total Incidents	Incidents per 100 Students
-------------------------	---	----------------------------	----------------------------

* Categories with zero values are not shown on this report.

Safe Schools ACS and School Profile

LEA: Quakertown Community SD
School: Quakertown Community HS - 1128
School Year: 2017-2018

Offender Demographics

Age	Offenders	Percent of Total Offenders
14	10	14.29%
15	24	34.29%
16	16	22.86%
17	13	18.57%
18	7	10.00%
Summary	70	

Grade	Offenders	Percent of Total Offenders
Grade 9	21	30.00%
Grade 10	24	34.29%
Grade 11	13	18.57%
Grade 12	12	17.14%
Summary	70	

Gender	Offenders	Percent of Total Offenders
Female	18	25.71%
Male	52	74.29%
Summary	70	

* Categories with zero values are not shown on this report.

Safe Schools ACS and School Profile

LEA: Quakertown Community SD

School: Quakertown Community HS - 1128

School Year: 2017-2018

Race / Ethnicity / Status Category

Race or Ethnicity	Offenders	Percent of Total Offenders
American Indian / Alaskan Native	1	1.43%
Black or African American	7	10.00%
Hispanic	10	14.29%
White	50	71.43%
Multi-Racial	1	1.43%
Asian	1	1.43%
Summary	70	

Offender Status	Offenders	Percent of Total Offenders
Student	58	82.86%
Student with IEP	12	17.14%
Summary	70	

* Categories with zero values are not shown on this report.

Safe Schools ACS and School Profile

LEA: Quakertown Community SD
 School: Quakertown Community HS - 1128
 School Year: 2017-2018

Incident Place and Time

Incident Place	Incident Time Frame	Total
At a school-sponsored event or at an event within the school's jurisdiction		8
Off school grounds at an activity under the jurisdiction of another school		2
Off school grounds at an activity, function or event sponsored by the school		1
Off school grounds while en route to or from school		1
On district provided public conveyance providing transportation to a school		1
On school property/grounds	Before school hours	1
	During school hours	57
	After school hours	5

Sanctions

School Sanction Type	Total
Expulsion - less than one calendar year	2
Expulsion - one calendar year	1
In school suspension	30
Out of school suspension	44

Adjudication

Adjudication	Total
Citation	13
Unknown	39

* Categories with zero values are not shown on this report.

Safe Schools ACS and School Profile

LEA: Quakertown Community SD
School: Quakertown Community HS - 1128
School Year: 2017-2018

Remedial Programs

Remedial Program	Total

School Security Staff

School Security Staff	Total
School Resource Officer	1

Parental Involvement

Type of Parental Involvement	Total
Written notification	7
Telephone conference	42
School conference	21
Law enforcement/legal involvement	4

Injuries

No Data Available

* Categories with zero values are not shown on this report.

Safe Schools ACS and School Profile

LEA: Quakertown Community SD
School: Quakertown Community HS - 1128
School Year: 2017-2018

Expulsions by Grade

Grade	ACADEMIC	CONDUCT	DRUG-ALCOHOL	TOBACCO	VIOLENCE	WEAPON
009	0	0	0	0	1	0
010	0	0	1	0	0	0
011	0	0	0	0	0	1
Overall	0	0	1	0	1	1

Expulsions by Race

Ethnicity	ACADEMIC	CONDUCT	DRUG-ALCOHOL	TOBACCO	VIOLENCE	WEAPON
Black / African American (not Hispanic)	0	0	1	0	0	0
Hispanic (any race)	0	0	0	0	0	1
White / Caucasian (not Hispanic)	0	0	0	0	1	0
Overall	0	0	1	0	1	1

Expulsions by Gender

Gender	ACADEMIC	CONDUCT	DRUG-ALCOHOL	TOBACCO	VIOLENCE	WEAPON
Male	0	0	1	0	1	1
Overall	0	0	1	0	1	1

* Categories with zero values are not shown on this report.

Safe Schools ACS and School Profile

LEA: Quakertown Community SD
School: Quakertown Community HS - 1128
School Year: 2017-2018

Out-of-School Suspensions by Grade

Grade	ACADEMIC	CONDUCT	DRUG-ALCOHOL	TOBACCO	VIOLENCE	WEAPON
009	0	6	2	0	18	0
010	0	8	1	0	15	0
011	0	3	3	0	5	0
012	0	0	1	0	5	0
Overall	0	17	7	0	43	0

Out-of-School Suspensions by Race

Ethnicity	ACADEMIC	CONDUCT	DRUG-ALCOHOL	TOBACCO	VIOLENCE	WEAPON
American Indian / Alaskan Native	0	0	0	0	1	0
Black / African American (not Hispanic)	0	2	0	0	7	0
Hispanic (any race)	0	2	2	0	7	0
Multi-Racial	0	1	0	0	1	0
White / Caucasian (not Hispanic)	0	12	5	0	27	0
Overall	0	17	7	0	43	0

Out-of-School Suspensions by Gender

Gender	ACADEMIC	CONDUCT	DRUG-ALCOHOL	TOBACCO	VIOLENCE	WEAPON
Female	0	2	2	0	8	0
Male	0	15	5	0	35	0
Overall	0	17	7	0	43	0

* Categories with zero values are not shown on this report.

Safe Schools ACS and School Profile

LEA: Quakertown Community SD

School: Quakertown Community HS - 1128

School Year: 2017-2018

Habitual Truancy by Grade

	Total	Truancy Rate
009	110	6.62
010	111	6.68
011	148	8.91
012	150	9.03
Total	519	31.25

Habitual Truancy by Race

	Total	Truancy Rate
American Indian / Alaskan Native	2	0.12
Asian (not Hispanic)	12	0.72
Black / African American (not Hispanic)	23	1.38
Hispanic (any race)	61	3.67
Multi-Racial	15	0.90
Native Hawaiian or other Pacific Islander (not Hispanic)	1	0.06
White / Caucasian (not Hispanic)	405	24.38
Total	519	31.25

Habitual Truancy by Gender

Gender	Total	Truancy Rate
Female	232	13.97
Male	287	17.28
Total	519	31.25

* Categories with zero values are not shown on this report.

Safe Schools ACS and School Profile

LEA: Quakertown Community SD

School: Quakertown Community HS - 1128

School Year: 2017-2018

AUN	LEA	Count of Automatic External Defibrillators at this location
122098403	Quakertown Community SD	8

Safe Schools ACS and School Profile

School Year: 2017-2018
LEA: Quakertown Community SD
School: Quakertown Community HS - 1128

PA Department of Education
Office for Safe Schools
333 Market Street, 5th Floor
Harrisburg, PA 17126-0333
Primary email: ra-edsafeschoolsrep@pa.gov

No Later than July 31

Due Date: July 31, 2018

Local law enforcement agency with jurisdiction over the school entity: Quakertown Police Dept

NOTE: IF MULTIPLE LOCAL LAW ENFORCEMENT (LLE) AGENCIES HAVE JURISDICTION OVER THE SCHOOL ENTITY, IN THIS CASE YOU ARE REQUIRED TO SUBMIT A SCHOOL-LEVEL ACS FOR EACH SCHOOL CERTIFIED BY THE APPROPRIATE LLE WITH JURISDICTION.

Data Contact Person:
Name: Pam Fothergill

IT Contact Person:
Name: Pam Fothergill

Email: pfothergill@qcsd.org


Email: pfothergill@qcsd.org


Phone: 215-529-2016

Phone: 215-529-2016

Fax: 215-529-2040


Fax: 215-529-2040

 Initial to indicate data and associated validation reports were reviewed

 Initial to indicate all batch details were reviewed and all messages were addressed as necessary

I certify that in accordance with 24 PS 13-1303-A, I have reviewed the Safe Schools – School Report for the school entity listed above and that the information provided on the files and summarized on the above School Safety Report is correct and true to the best of my knowledge and was prepared in accordance with the Pennsylvania Information Management System (PIMS).


School Administrator's Signature
Printed name: Dr. David Finnerty



Date: 7/23/18

I certify that in accordance with 24 PS 13-1303-A, I have reviewed the Safe Schools – School Report for the school entity listed above and that the information provided on the files and summarized on the above School Safety Report is correct and true to the best of my knowledge and was prepared in accordance with the Pennsylvania Information Management System (PIMS).

Chief LEA Administrator's Signature
Printed name: Dr. William Harner



Date: 7/31/18

I certify that in accordance with 24 PS 1303-A (B.1), I have reviewed the Safe Schools – School Report for the school entity listed above, that the school entity listed above is in my department's jurisdiction, and that the information provided on the files and summarized on the above School Safety Report accurately reflects our police incident data.

Chief Law Enforcement Officer Signature:

Printed name: Scott C. McElree
Police department: Quakertown PD
Contact information: Telephone: 215-536-5001 x119
Email:



Date: 7/24/2018

[] Check this box if the Local Law Enforcement Agency fails to review and provide notification of the accuracy of its incident data to the above report as required by 24 PS 1303-A (B.1).

Safe Schools ACS and School Profile

School Year: 2017-2018
LEA: Quakertown Community SD
School: Quakertown Community HS - 1128

PA Department of Education
Office for Safe Schools
333 Market Street, 5th Floor
Harrisburg, PA 17126-0333
Primary email: ra-edsafeschoolsrep@pa.gov

No Later than July 31

Due Date: July 31, 2018

Chief LEA Administrator's Signature	Date:
Printed name:	